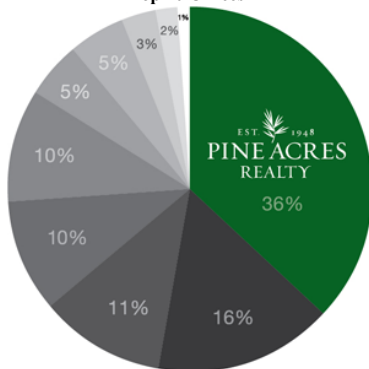




Market Activity 2018 - Chatham Real Estate Year-to-Date by Quarter

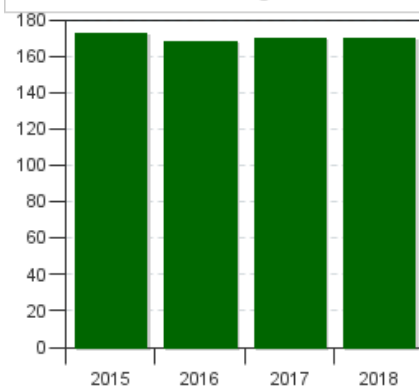
Year: 2018 Quarter: 3 Area: Chatham Price Range: All

Sold by Dollar Volume - All Price Ranges
Top 10 Offices

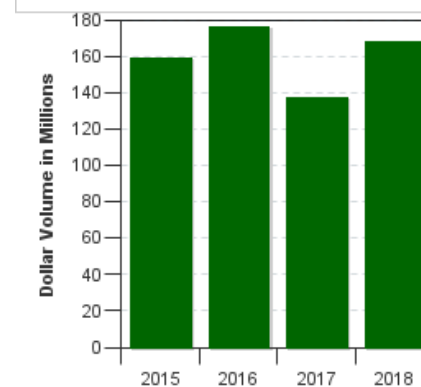


As of the end of the quarter, there are 187 active listings in this price range, which amounts to 3 months of inventory.

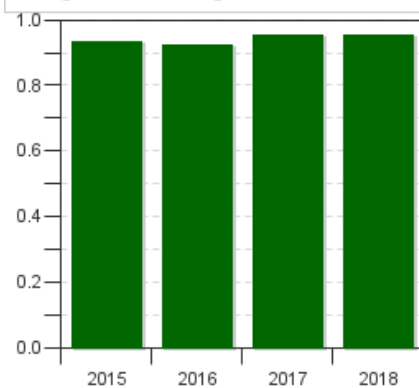
Number of Listings Sold



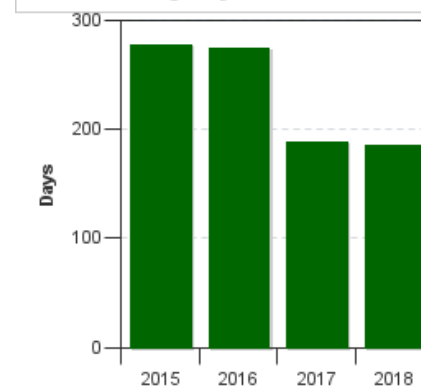
Dollar Volume



Avg. Percent Selling Price to List Price



Average Days on Market



Source: Cape Cod and Islands Multiple Listing Service

938 Main Street and 509 Main Street, Downtown Chatham, Cape Cod, Massachusetts 02633

Sales 508-945-1186 **Rentals** 508-945-7443

All Pine Acres Realty agents are licensed in the Commonwealth of Massachusetts

© 2000-2014 Web Design and Website Hosting by DesignCapeCod.com Cape Cod MLS Real Estate Solutions Powered by MLS-Navigator.com.