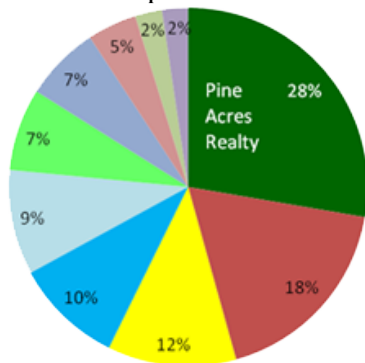




## Market Activity 2015 - Chatham Real Estate Year-to-Date by Quarter

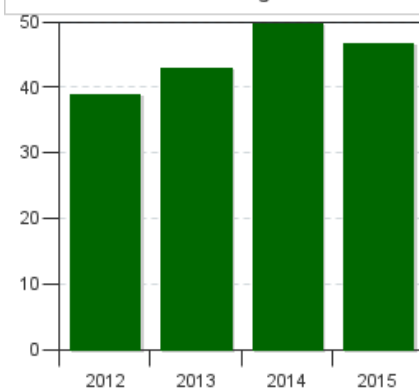
Year: 2015    Quarter: 1    Area: Chatham    Price Range: All

Sold by Dollar Volume - All Price Ranges  
Top 10 Offices

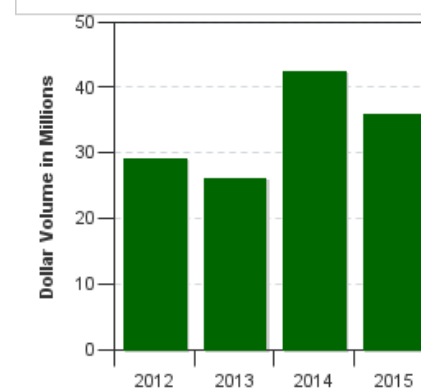


As of the end of the quarter, there are 220 active listings in this price range, which amounts to 11 months of inventory.

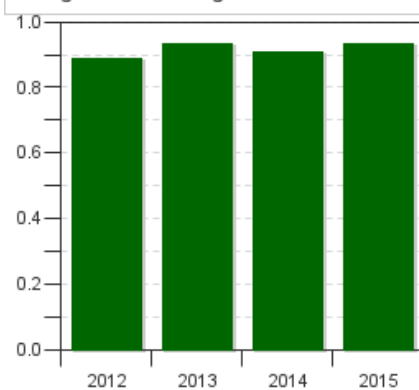
Number of Listings Sold



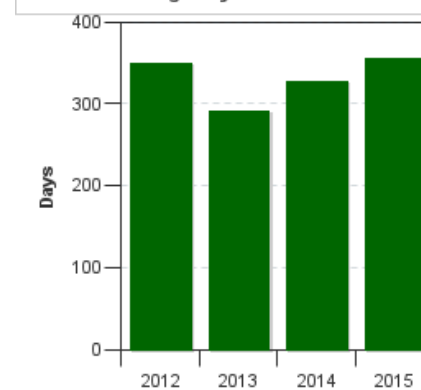
Dollar Volume



Avg. Percent Selling Price to List Price



Average Days on Market



Source: Cape Cod and Islands Multiple Listing Service

938 Main Street and 509 Main Street, Downtown Chatham, Cape Cod, Massachusetts 02633

**Sales** 508-945-1186    **Rentals** 508-945-7443

All Pine Acres Realty agents are licensed in the Commonwealth of Massachusetts

© 2000-2014 Web Design and Website Hosting by [DesignCapeCod.com](http://DesignCapeCod.com) Cape Cod MLS Real Estate Solutions Powered by [MLS-Navigator.com](http://MLS-Navigator.com).